



The Process of Drawing Buildings in the Foreground

Sketchbooks should show the process of your artwork. As you develop more ideas and techniques, an artist can independently use that to create a full picture.



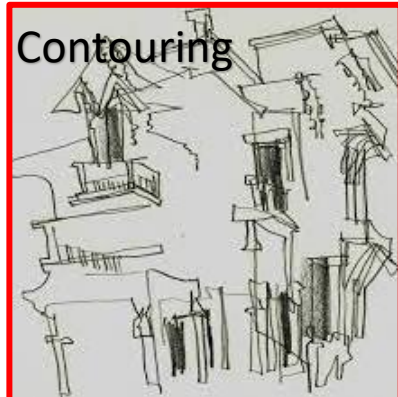

1 Contour

2 Shade/hatch

3 Blend/smudge

Vocabulary

Background	The part of the picture representing what lies behind objects in the foreground.
Foreground	The area of space nearest to the viewer. This is usually what is closest to you.
Shading	The darkening or colouring of a drawing with lines or blocks of colour.
Hatching	A shading effect using closely spaced parallel lines.
Blending	Gently intermingling two or more colours to create a transition between the two, or to soften lines.
Contouring	Sketching the outermost edge of a form.
Smudging	Smearing a material to cover a larger area.
Perspective	How 3D objects appear in a 2D space (similar to drawing something 3D on a 2D piece of paper).
Develop	Selecting ideas and techniques for your artwork
Process	The use of techniques and patterns in art. What you did to complete the work, instead of the final piece.







Ch'ng Kiah Kiean


Ch'ng Kiah Kiean is native to Malaysia after being born in its capital city, Penang. Ch'ng is part of the urban sketch movement, where buildings and everyday architecture are the main subjects of his artwork.

After graduating with an architecture degree, many of his pieces focus on the changing 'faces' of his city. He has a unique and expressive painting style with influences from Chinese paintings and can be seen often painting with twigs. Although he uses a lot of drawing materials including pencils, charcoal and ink, he uses other tools such as brushes to blend.



Ch'ng uses twigs to help apply his ink to his drawings.

Different brushes are used to blend different materials as a form of shading.



Penang Series III: 2021

Grading light to dark in pencil

When using pencil, there are many different types of 'graded pencils' to use. A normal school pencil is HB, but there are so many to use when drawing, sketching and shading.

Here is a guide of pencil grades. H is a lighter grade and stands for 'hard', and B is a darker grade and stands for 'black'.



An artist uses different pencil types when shading their drawing.