



Overview:

We will learn about Textiles and Fabrics and how they can be joined together to make a stuffed animal toy.

We will investigate fabrics to find the most suitable. We will explore fastening techniques and learn how to use templates to make matching parts.

In guided groups we will look at running stitch, threading needles, stapling, lacing and gluing. We will explore finishing techniques such as sewing buttons, 3-D fabric paint, gluing sequins, printing.

Textiles and Fabrics

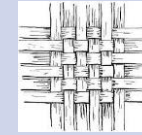
Textiles and fabrics are flexible materials woven from fibres, yarn or thread.



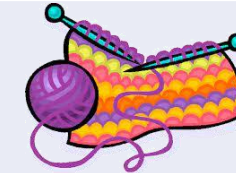
Clothes, curtains, rugs, towels and toys are all made from different textiles. They are made in factories or mills.

How is Fabric made?


weaving



Knitting



Knotting



Crocheting



Different textiles

Cotton is made from the bud of a cotton plant.

Wool comes from the coat of a sheep.

Nylon and polyester are made from plastic.



Cotton



Wool



Nylon

Key words

Definition

Design

To plan what something will do and look like.

Evaluate

To look back and compare your product against original design and purpose

Finishing

Ways of decorating your product

Fixing

Ways of joining different parts securely

Template

The outline of the shape you want to make.



Exploring Products and Materials



Shape

Is it easy to make?



Colour

Will the colour look nice?

Which Material is best?



Market

Who is the toy for?
What do they want?



Finishing

Has it been well made?

Designing our Animal

Design - To generate ideas for a product that could be made.

Design Criteria

Features that the product must include to be good.



Design Sketching



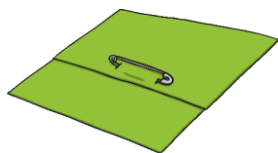
Making and Decorating

To finish our animal toy we need to decorate it.

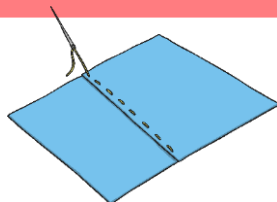
Attaching and Fixing

Attaching is how we fix one object to another securely. We may use pins, tabs glue, stiches or staples.


Safety Pinning



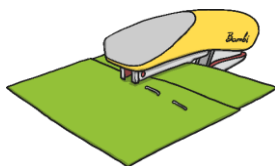
Stitching



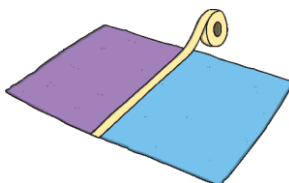
Gluing



Stapling



Taping




Buttons



Sequins



Googly Eyes



Printing



Evaluating

How well did you do? Did your design come out like you wanted?
What could you improve? What didn't work?