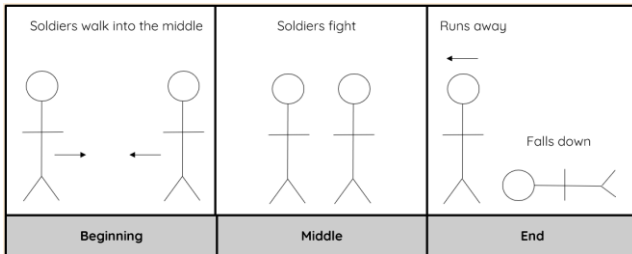




**Animation** is a very big business! Some types of animation include CGI (where images are created on computers). Others use **stop-motion** animation. Some popular TV shows and movies you might have heard of use stop-motion, such as



Animations begin as storyboards, which help to create a clear idea of your animation.



### Key Vocabulary


<b>Animation</b>	A film made out of drawings or objects, instead of real-life things
<b>Frame</b>	A still picture or image showing a small part of the movement that is taking place
<b>Sequence</b>	A lot of frames that are put together in movement order
<b>Stop-frame</b>	An animation where objects are moved and photographed over and over to make it look as if they were moving on their own
<b>Onion-skinning</b>	Frames that you can see are overlapping each other to show the past few movements
<b>Consistency</b>	Without disruption, interruption or mistakes – see the <b>Success Tips</b> to make your animation consistent
<b>Character</b>	The model you are moving. This is the only thing that will move on screen. You can have more than one
<b>Setting</b>	The background and where the character. A background helps to create a story of where it is happening

## What is stop-frame animation?

Stop-frame animation is made up of a sequence of still images and can be created out of, like Lego, Play-doh, objects, drawings or flip-books.



Still images are taken in 'frames'. Frames are single pictures that capture a small movement.





### What is onion-skinning?

Onion skinning is a technique that overlaps a see-through or 'ghost' image of the existing frame over the new one. This allows you to see the difference between the shots.



Tape keeps the board steady


Whiteboards can be used to rub off parts of character easily

A table is used to balance the iPad

The lighting means that no shadows go on the photos

An iPad stand holds the iPad still

Character design is kept simple so it can be changed easily



### Flipbook Animations

Flipbooks are a way to show animations without the use of a computer. A simple drawing can change on each page, moving ever so slightly. Then, when the book is flipped, you can see your character moving.



### Success Tips for Animation

Follow a storyboard

Make sure there are no shadows

Keep the background still

Steady the iPad between photos

Don't show unwanted hands

Have no breaks between photos