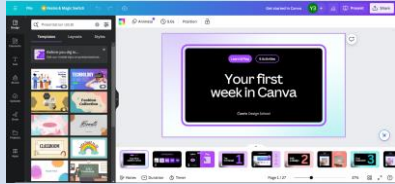




Apps for Publishing

Canva



Canva

Username -Year 3 Stowlawn Primary

2Publish Plus



purple mash

Book Creator

A tool for creating digital books and pages. Add pictures, information and effects to create a book

Explain Everything

Use the app to store photos, explain and share pictures and draw and add media

Keynote App

With a range of tools to use, you can create presentations with diagrams and illustrations

PowerPoint

With a range of tools to use, you can create presentations with diagrams and illustrations

What is Desktop Publishing?

Desktop Publishing is when we use computers or tablets to help us present information to others. We sometimes need to use a range of text and images to help explain our message clearly. We see desktop publishing on websites, books, newspapers, magazines, leaflets, cards and postcards.

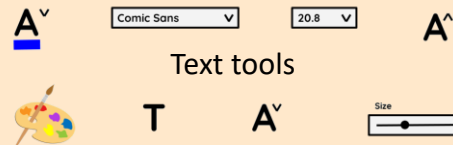


Images and Text

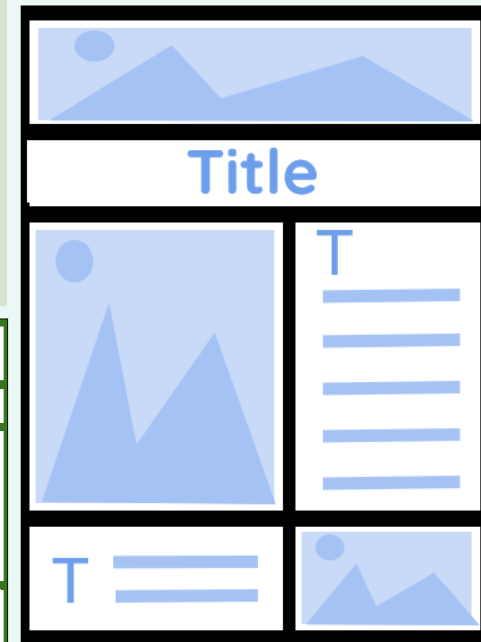
Images are pictures that we can use to give a message. However, the message may not always be clear!



Text is writing where we need to read writing to get the message. However, text may be difficult to read for some people.








Which template layout works best?



Choose the best fonts, layout and colours to get your message across clearly.






Layout	Purpose
<p>Newspaper</p> 	<ul style="list-style-type: none"> This is used to give detailed messages The text is often black and white Some images are added The orientation is often portrait It takes a long time to make and check for any mistakes
<p>Poster</p> 	<ul style="list-style-type: none"> This is used to give a quick message It is eye-catching and there is little text on it Pictures are used to make it more interesting / appealing It is quick to make
<p>Magazine</p> 	<ul style="list-style-type: none"> This is used to give detailed messages The text is often colourful and bright Lots of images are used The orientation is often portrait It takes a long time to make it and check for any mistakes
<p>Letter</p> 	<ul style="list-style-type: none"> This often includes an address There are few images These are sometimes put inside envelopes
<p>Postcard</p> 	<ul style="list-style-type: none"> It is quick to read and write This is used to give a quick message There is writing on the front and a picture on the back There is space for a stamp

Key Vocabulary	
Publishing	Presenting work to others so that they can get a message or information.
Text	Where writing is used to give information. It needs to be read.
Images	Where pictures are used to show you information .
Font	How writing is displayed. It may change the shape , colour or Size of the letters.
Template	A document with some information, layout or text boxes already set up for you.
Orientation	How we hold the paper or screen. It can be landscape or portrait. See below.
Placeholder	Where images and text boxes are set out on a page for you to add to.
Layout	How we set out and arrange the images and text we use in our message.

Orientation

Portrait	Landscape
	

Benefits of Desktop Publishing

<p>Saving Time Fixing mistakes</p> 	<p>Costs less</p> 	<p>Sharing the job</p> 
------------------------------------------------------------------------------------------------------------------------------------------	--------------------------------------------------------------------------------------------------------------	--------------------------------------------------------------------------------------------------------------------